

Name: \_\_\_\_\_

Class: \_\_\_\_\_

Trace the letters & words with a pencil. Now write them in the empty spaces.

B b B b

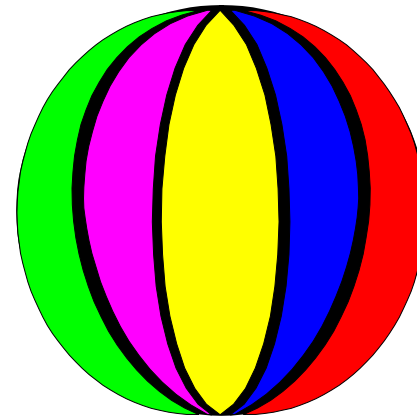
\_\_\_\_\_

ball ball

\_\_\_\_\_

# The Letter

# Bb























Name: \_\_\_\_\_

Class: \_\_\_\_\_

# Beginning Consonant Sounds






Choose the correct beginning sound and circle

	<b>t</b> <b>p</b>		<b>b</b> <b>p</b>		<b>n</b> <b>c</b>		<b>b</b> <b>t</b>
	<b>n</b> <b>b</b>		<b>t</b> <b>n</b>		<b>t</b> <b>b</b>		<b>t</b> <b>p</b>
	<b>p</b> <b>b</b>		<b>c</b> <b>p</b>		<b>c</b> <b>b</b>		<b>t</b> <b>c</b>
	<b>t</b> <b>p</b>		<b>n</b> <b>c</b>		<b>s</b> <b>p</b>		<b>b</b> <b>p</b>
	<b>b</b> <b>c</b>		<b>d</b> <b>t</b>		<b>c</b> <b>b</b>		<b>c</b> <b>t</b>

# Consonants - S Blends

Name: \_\_\_\_\_ Class: \_\_\_\_\_

**Directions:** Use each word in the box to complete the puzzle. Practice saying the blended sounds.



SNOW

scarf


sweater

skates




sled

squirrel

Across



Down









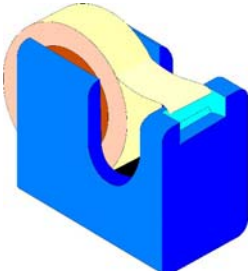


Name: \_\_\_\_\_

# Ending Consonant Sounds

Class: \_\_\_\_\_

Choose the correct ending sound

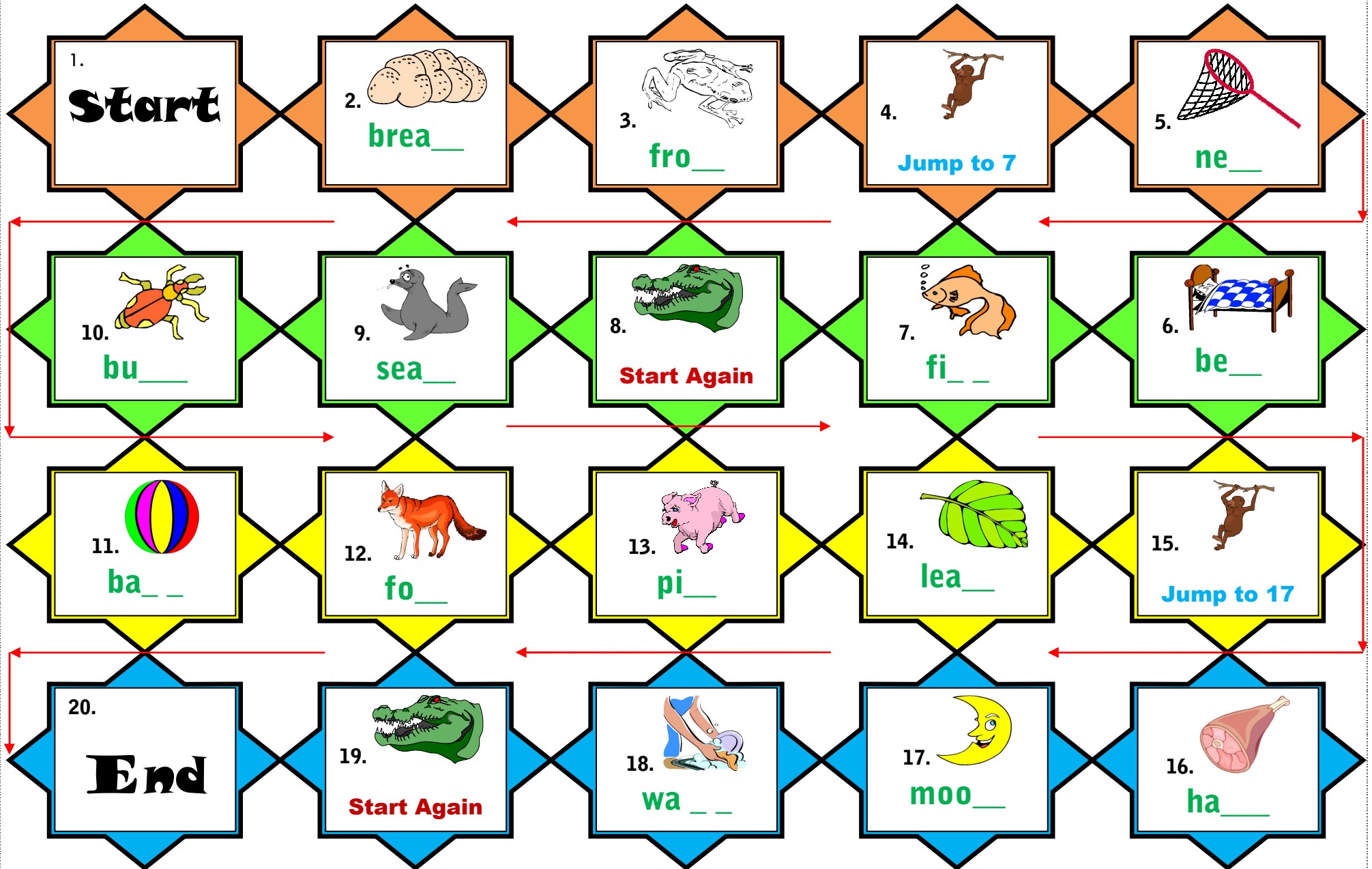
 <input type="radio"/> t <input type="radio"/> p	 <input type="radio"/> n <input type="radio"/> b	 <input type="radio"/> t <input type="radio"/> d
 <input type="radio"/> n <input type="radio"/> p	 <input type="radio"/> p <input type="radio"/> b	 <input type="radio"/> p <input type="radio"/> n
 <input type="radio"/> p <input type="radio"/> b	 <input type="radio"/> t <input type="radio"/> p	 <input type="radio"/> b <input type="radio"/> p



# ENDING CONSONANT BOARD GAME



Roll the dice and move your chip according to the number on the dice. The monkey loves you. The croc hates you.





# ENDING CONSONANT BOARD GAME



Roll the dice and move your chip according to the number on the dice. The monkey loves you. The croc hates you.

## How to play this board game.

1. Print out the board game below and laminate it. If possible, enlarge it on A3 paper when photocopying.
2. In pairs of two get students to play the game. Give each group a board game with one dice and two chips of different colours.
3. The students roll the dice and move their chips forward according to the number that shows up on the dice.
4. The numbers from 1 to 20 guide the sequence of the game. Students must follow that order.
5. When students land on a space, they say the ending sound before saying the full word. If they say it correctly they can take the next turn.



If a student lands on the monkey space, they jump according to the description on the space.



6. If a student lands on the croc space, they go back to START.
7. The last pitfall is towards the end of the game. To finish the game, the player must get the exact number on the dice to FINISH. If the player has more, the player has to count forward and backwards. For example if a player is at space 16, the player needs to roll and get 4 to finish. If the player has 6 for example, the player counts 4 spaces from 16 space forward to finish and 2 backwards to space 18.
8. The first person to get to FINISH wins.